






Year 4 Home-learning activities

Thursday 25th June 2020

Subject	Activity/Resource
<p>English</p> 	<h3>24/7 Writing Challenge!</h3> <p>Today you'll practise your creative writing skills by taking part in the National Writing Day 24/7 writing challenge.</p> <p>You will need:</p> <ul style="list-style-type: none">• paper• a pen or pencil• something to time yourself with <p>You are going to take part in a 24/7 challenge.</p> <p>There are just three rules:</p> <ol style="list-style-type: none">1. You are going to write a brilliant 24-word short story.2. Your story must start with the words 'One day'.3. You will write it in just 7 minutes! <p>It's a challenge, but if you are unsure, there some guidance on this BBC Bitesize page --> Click here</p> <p>Good luck and lets see how creative our writing can be. I am also going to write a short story myself. I might even give a prize to the top stories!</p>
<p>Maths</p> 	<p>Continue with the maths work I sent out to you on Monday. There were four lessons included in Monday's email.</p> <p><u>Lesson 1</u> – Pounds and Pence</p> <p><u>Lesson 2</u> – Ordering Money</p> <p><u>Lesson 3</u> – Estimating Money</p> <p><u>Lesson 4</u> – Solve Problems with Money</p> <p>https://whiterosemaths.com/homelearning/year-4/</p>

	<p>Work through the lessons and related activities for Summer Term Week 9 (Lessons 1-4)</p> <p>REMEMBER.....There are videos online that teach these lessons!</p> <p>EXTRA MATHS CHALLENGE!!!</p> <p>Next time you go shopping with someone in your family, can you estimate how much the shopping will cost before you go to pay? See how close you are when you get the receipt!</p>
<p>History/Geography</p> 	<p>On Monday I set you a geography task to research and write a list of all of the countries of the Caribbean and you learnt a bit about the history of the 'Windsrush Generation'.</p> <p>For today's challenge, I would like you to choose one of those countries and do some extra research about it to create a small fact file. The headings for your fact file should include most of the following and more:</p> <p>Name, city, population, neighbouring countries, country flag and many more.</p> <p>I have included a template for a country fact file below that you may want to use, or you could create your own. You can be as creative as you like, but make sure you include a variety of facts about the country.</p>

IMPORTANT TIPS TO REMEMBER:

- Write the date (DD/MM/YY) at the top of each piece of work you do.
- Write the title of the work underneath the date.
- If can, send me a photo of your work or if you can complete it on a computer, send the file to me so I can have a look at your work.
- If you have any issues with the work set, please email me straight away and I will try to get back to you as soon as possible.
- I will send the next set of work to you on Monday.
- This work is for you to do at your own pace. Please do not feel like you must complete everything straight away.

Country Fact File

Country Name

Capital City

Population

Continent

Bordering/Neighbour Countries

Bordering Seas or Oceans

.....

Main geographical features (rivers, lakes, mountains, valleys. etc)

.....

.....

.....

.....

Languages Spoken

.....

Major Religions

.....

Draw your country's flag below:



