


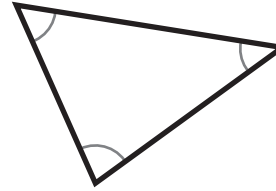
Triangles

1 Classify this triangle. Check any that apply.



- | | |
|---------------------------------|--------------------------------------|
| <input type="checkbox"/> Acute | <input type="checkbox"/> Equilateral |
| <input type="checkbox"/> Right | <input type="checkbox"/> Isosceles |
| <input type="checkbox"/> Obtuse | <input type="checkbox"/> Scalene |

2 Classify this triangle. Check any that apply.



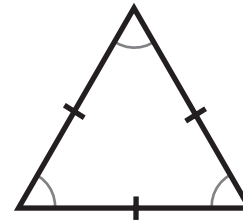
- | | |
|---------------------------------|--------------------------------------|
| <input type="checkbox"/> Acute | <input type="checkbox"/> Equilateral |
| <input type="checkbox"/> Right | <input type="checkbox"/> Isosceles |
| <input type="checkbox"/> Obtuse | <input type="checkbox"/> Scalene |

3 Classify this triangle. Check any that apply. (the marked sides are the same length)



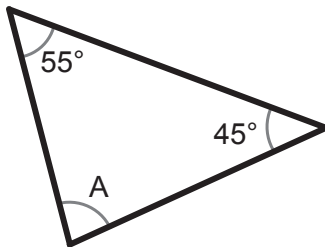
- | | |
|---------------------------------|--------------------------------------|
| <input type="checkbox"/> Acute | <input type="checkbox"/> Equilateral |
| <input type="checkbox"/> Right | <input type="checkbox"/> Isosceles |
| <input type="checkbox"/> Obtuse | <input type="checkbox"/> Scalene |

4 Classify this triangle. Check any that apply. (the marked sides are the same length)



- | | |
|---------------------------------|--------------------------------------|
| <input type="checkbox"/> Acute | <input type="checkbox"/> Equilateral |
| <input type="checkbox"/> Right | <input type="checkbox"/> Isosceles |
| <input type="checkbox"/> Obtuse | <input type="checkbox"/> Scalene |

5 Find the unknown angle.



6 Find the unknown angle.



7 Find the unknown angle.



8 Find the unknown angle.

